



## 35TAC72C

For High-Rigidity Applications (NSKTAC C Series)



### Boundary Dimensions

d	35	mm	Bore diameter
D	72	mm	Outside diameter
B	15	mm	Width
r(min.)	1	mm	Chamfer Dimension
r1(min.)	0.6	mm	Chamfer Dimension

### Basic Load Ratings

Ca(1row)	39.0	kN	Basic Dynamic Load Rating Ca by Number of Rows Sustaining Fa
Ca(2row)	63.5	kN	Basic Dynamic Load Rating Ca by Number of Rows Sustaining Fa
Ca(3row)	84.5	kN	Basic Dynamic Load Rating Ca by Number of Rows Sustaining Fa

### Speeds

Grease	4100	min-1	Limiting Speed (H-Preload)
Oil (Oil-air)	5800	min-1	Limiting Speed (H-Preload)

### Dimensions

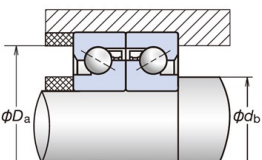
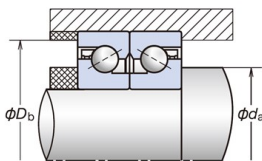
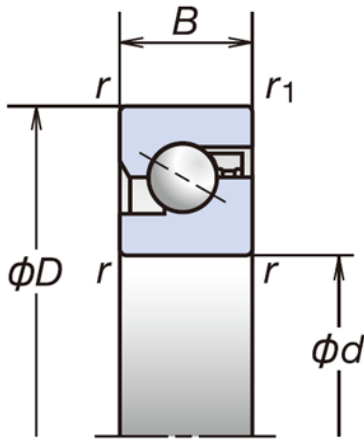
	60°		Contact Angle
db(min.)	42	mm	Diameter of Shaft Abutment

### Abutment and Fillet Dimensions

da(min.)	42	mm	Diameter of Shaft Abutment
Da(max.)	66	mm	Diameter of Housing Abutment
Db(max.)	67	mm	Diameter of Housing Abutment

### Performance

1row	50.0	kN	Limiting Static Axial Load by Number of Rows Sustaining Fa
2row	100	kN	Limiting Static Axial Load by Number of Rows Sustaining Fa
3row	150	kN	Limiting Static Axial Load by Number of Rows Sustaining Fa





# PRODUCT DATASHEET

Datasheet creation date: 2025/01/02 10:24 (UTC)



Calculation of preload, axial rigidity and starting torque for bearing arrangements.  
Multiply by factors in table B.

Table B	DFD	DFB	DFT
	DBD	DBB	DBT
Preload factor	1.36	2.00	1.57
Axial rigidity	1.49	2.00	1.89
Starting torque	1.35	2.00	1.55

## Preload,Rigidity(DB and DF arrangement)

	Preload	Axial Rigidity
H	2750N	1030N/μm

## Additional information

H	-15	μm	Measured Axial Clearance(DB and DF arrangement)
H	0.18	N · m	Starting Torque(DB and DF arrangement)
	3.5	g/brg	Recommended Grease Quantities

## Mass

	0.310	kg	Mass(approx.)
--	-------	----	---------------