Adjustable Draw Latches

RoHS10

PKWSAJ1

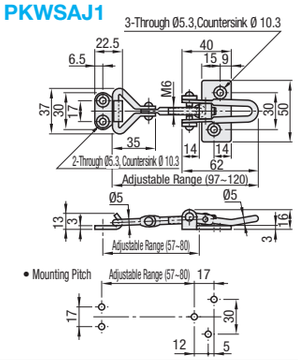

PKWSAJ2

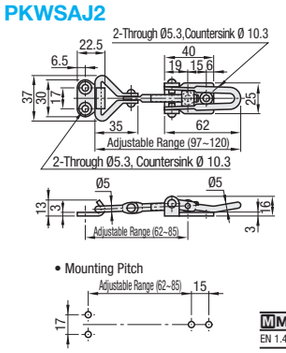

M Material: EN 1.4301 Equiv. | S Surface Treatment: -

Part Number Type	No.	* Pull Force N (kgf)	Mass (g)	Unit Price 1 ~ 9 pc (s).	Volume Discount Rate 10~29	30~49	50~200
PKWSAJ	1	588 (60)	100				
	2	588 (60)	90				

* Pull force is for 1mm pull distance.

Features

Adjustable by approx. 23 mm when installing draw latches.

Corner Draw Latches

RoHS10

In-line Catch Type
PKBSK1 (Stainless Steel)

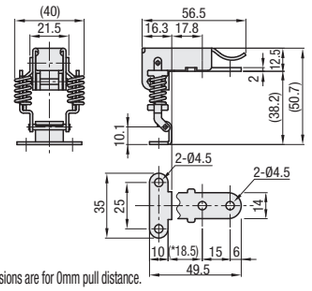

Right Angle Catch Type
PKBSK2 (Stainless Steel)

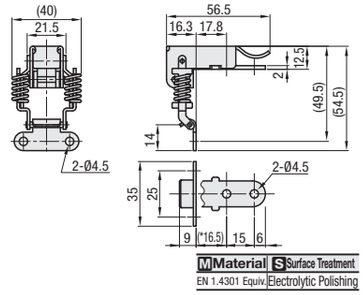

M Material: EN 1.4301 Equiv. | S Surface Treatment: Electrolytic Polishing

Part Number Type	No.	* Pull Force N (kgf)	Mass (g)	Unit Price 1 ~ 9 pc (s).	Volume Discount Rate 10~19	20~100
PKBSK	1	44 (4.5)	56			
	2					

* Pull force is for 1mm pull distance.

Example

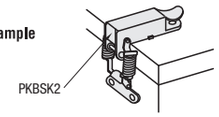

Bar Latches

HHMU

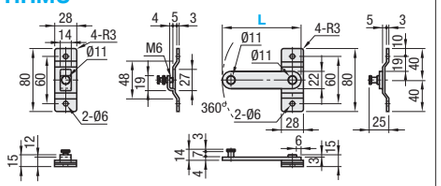

M Material: EN 1.4301 Equiv. | S Surface Treatment: Electrolytic Polishing

Part Number Type	L	Mass (g)	Unit Price 1 ~ 9 pc (s).	Volume Discount Rate 10~50
HHMU	100	193		
	150	219		

Example

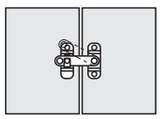

Cam Locks

RoHS10

LOCNL

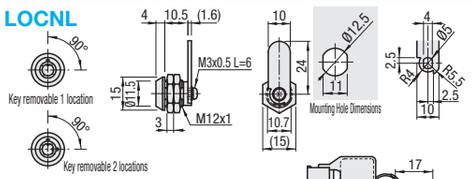

Part Name	M Material	S Surface Treatment
Main Body	Zinc Die Cast	Chrome Plating
Hex Nut	EN 1.0330 Equiv.	Trivalent Chromate
Lock Plate	EN 1.0330 Equiv.	Tin-Cobalt Plating
Key (2 pcs. included)	EN 1.0330 Equiv.	Tin-Cobalt Plating

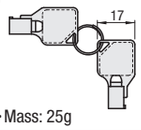

• Mass: 25g

Part Number Type	No.	Operation Key Removal / Insertion	Unit Price 1 ~ 9 pc (s).	Volume Discount Rate 10~100
LOCNL	1	1 Location		
	2	2 Locations		

- The cam must turn right or left when locked, and must face upward when unlocked.
- Avoid applying external force to the cam when locked.
- Do not insert or remove the key while rotating. Insert/remove at a predetermined position.

Ordering Example — Part Number
PKWSAJ1
PKBSK2
LOCNL1

Rotating Latches

RoHS10

The photo is for right-hand use.

LCR / LCL

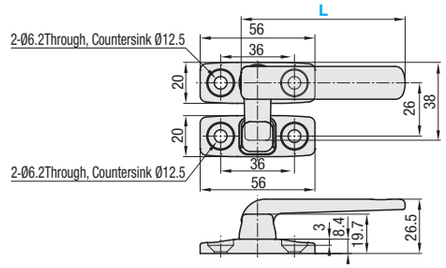

The figure is for right-hand use.

M Material: EN 1.4301 Equiv. | S Surface Treatment: Buffing

Part Number Type	L	Mass (g)	Unit Price
LCR (For Right-hand Use)	80	100	
LCL (For Left-hand Use)	100	130	

Ordering Example — Part Number
LCR80

Latches for Airtight Seals

RoHS10

The photo is for left-hand use.

LCAR (For Right-hand Use) / LCAL (For Left-hand Use)

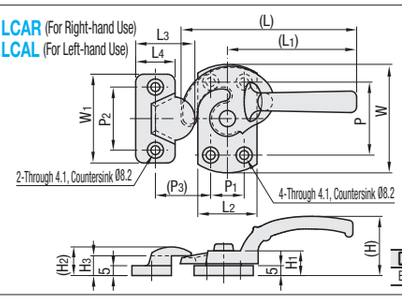

The figure is for right-hand use.

M Material: EN 1.4301 Equiv. | S Surface Treatment: Buffing

Example

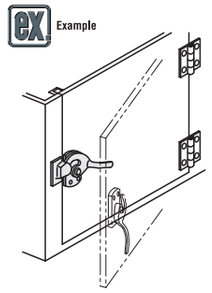

Part Number Type	No.	(L)	(L1)	L2	L3	L4	W	W1	(H)	H1	(H2)	H3	P	P1	P2	(P3)	Mass (g)	Unit Price
LCAR (For Right-hand Use) LCAL (For Left-hand Use)	11	89	65.5	30	30	20	55	45	30	12.5	14.5	10	37	17	32	28	150	
	16	113	85.5	30	30	20	60	45	40	13	14.5	10	40	20	32	28	194	
	20	125	98	32	31.5	23	65	50	40	14	17	11	43	22	35	30	210	
	25	140	109	40	35	24	80	50	46.5	14.5	18	13	52	25	34	34	290	
	30	170	127	45	40	28	90	52	50.8	16.8	19	14.5	70	34	40	43	450	

Ordering Example — Part Number
LCAR16

Barrel Slide Bolt Latches

RoHS10



HHMT

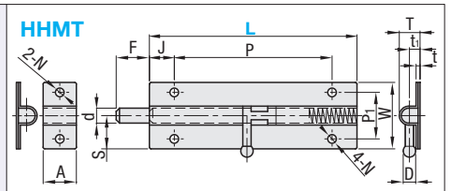

M Material: EN 1.4301 Equiv.

Part Number Type	L	W	P	P1	D	d	T	t	t1	A
HHMT	90	40	60	28	7.5	9	12	2.4	5.7	20
	125	40	95	28	7.5	9	12	2.4	5.7	20
	180	60	140	40	10	13	16	3	8	25

Part Number Type	L	S	F	J	N	Mass (g)	Unit Price 1 ~ 9 pcc (s).	Volume Discount Rate 10~50
HHMT	90	20	20	15	5	128		
	125	20	20	15	5.2	167		
	180	30	25	20	6.2	451		

Slide Bar Latches

RoHS10



HHMSQ

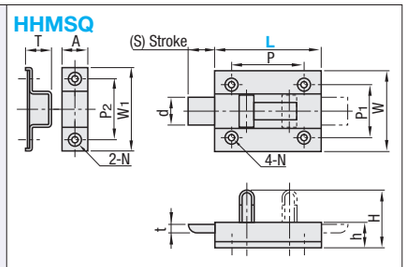

M Material: EN 1.4301 Equiv.

Part Number Type	L	P	P1	P2	W	W1	d	(S)	A	T	t	H	h
HHMSQ	50	34	25	28	38	38	13	12.5	12	12.5	4	27	12
	65	47	31	32	45	45	15	15	15	13.5	5	28	12.5

Part Number Type	L	N Through	N Countersink	Mass (g)	Unit Price 1 ~ 9 pc (s).	Volume Discount Rate 10~49	50~200
HHMSQ	50	3.5	7	58			
	65	5	9	100			

Ordering Example — Part Number
HHMT90
HHMSQ65