


## SIT MOTOR BASES

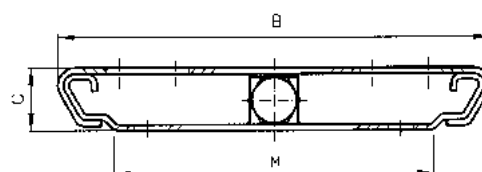
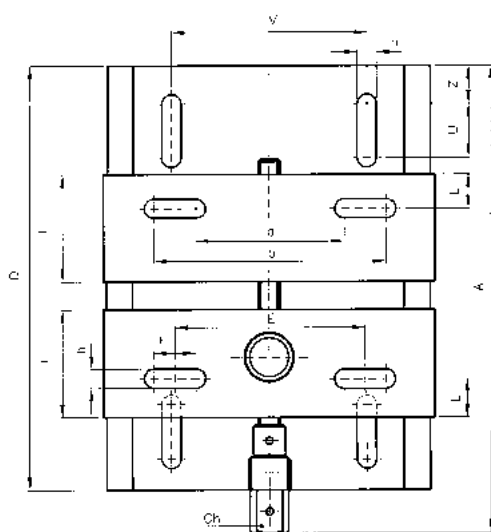
### MOTOR BASES COMPATTA - TC



#### Description

COMPATTA motor base is very easy to install, it is suitable for any motor type and it has a reduced height. The motor base setting is adjustable by spanner without moving the motor bolts and without compromising the drive alignment. The motor base have been designed to allow a wide adjustment

range. The six models described below are available at stock. This motor base series is manufactured in galvanized steel, other material like stainless steel are available on request. SIT is capable to manufacture customized motor bases in accordance with customer requirements.



Part Number	TC	MEDIA
TC: motor bases Compatta		
Size		

Motor Bases Type	Motor size	56M	63M	71M	80M	90S	90L	100L	112M	132S	132M	160M	160L	180M	180L	200L	225S	225M
TC 80 (mignon)	Max adjustment [mm]	98	88	76	63	-	-	-	-	-	-	-	-	-	-	-	-	-
TC 90 (piccola)		-	-	118	105	90	90	-	-	-	-	-	-	-	-	-	-	-
TC 112 (junior)		-	-	-	169	154	154	134	105	-	-	-	-	-	-	-	-	-
TC 132 (media)		-	-	-	-	208	208	188	158	132	132	-	-	-	-	-	-	-
TC 180 (maxi)		-	-	-	-	-	-	-	-	-	-	176	176	151	151	-	-	-
TC 225 (magnum)		-	-	-	-	-	-	-	-	-	-	-	-	-	-	182	144	144

Motor Base Type	Electric Motor Size	Electric Motor Power 2 poles (2.800 rpm) [kW]	Electric Motor Power 4 poles (1.400 rpm) [kW]	A [mm]	B [mm]	C [mm]	D [mm]	E [mm]	F [mm]	I [mm]	L [mm]	M [mm]	Ch [mm]	V [mm]	Z [mm]	U [mm]	a x b x h [mm]	Weight [kg]
TC 80 (mignon)	56÷80	0,12-1,1	0,1-0,75	240	154	22	220	85	25	50	16	113	15	90	25	40	60x110x9	1,5
TC 90 (piccola)	71÷90	0,37-2,2	0,25-1,5	293	180	25	270	90	45	70	20	134	16	110	25	40	45x135x9	2,0
TC 112 (junior)	80÷112	0,75-4	0,55-4	365	220	30	340	110	43,5	85	23	163	17	130	25	50	66,5x153,5x13	3,5
TC 132 (media)	90÷132	1,5-9	1,1-7,5	430	250	35	400	134	47,5	100	26	185	22	150	25	60	86,5x181,5x13	5,8
TC 180 (maxi)	160÷180	15-25	11-22	532	380	40	500	220	60	125	35	305	24	260	25	60	160x280x15	12,0
TC 225 (magnum)	200÷225	30-45	30-45	635	448	50	600	280	55	160	50	338	27	300	30	70	225x335x18	22,5

MOTOR BASES